



Solenoid valve 3/2 way - Universal Direct acting

31A2FV20-U

PRESENTATION:

Direct acting S.V. for interception of fluids compatible with the construction materials.

Minimum operational pressure is not required.

The materials used and the tests carried out ensure maximum reliability and duration.

USE: Automation
Heating

PIPES: G 1/4

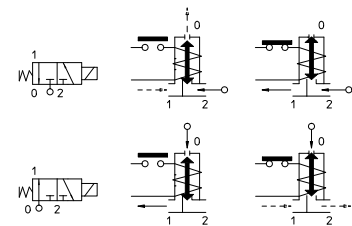
COILS: 8W - Ø 13
BDA - BDS - BSA 155°C (class F)
BDF - BDV 180°C (class H)

MOULDING AND BOBBIN ARE MADE BY 100% VIRGIN MATERIAL.

Max. allowable pressure (PS) 40 bar
Ambient temperature:
with coil class F - 10°C + 60°C
with coil class H - 10°C + 80°C



Gaskets	Temperature		Medium
V=FKM (fluoroelastomer)	- 10°C	+140°C	Mineral oils (2°E), gasoline gas oil, fuel oils (7°E)



Pipe ISO 228/1	Code	Max viscosity		Ø mm	Kv l/mn	Power (watt)	Pressure		
		cSt	°E				min bar	M.O.P.D. AC bar DC bar	
G 1/4	31A2FV20-U	37	~ 5	2	2	8	0	7	7

Note

* 3rd way exhaust = Ø 1,5 mm

Also available with brass body without lead.

Available on request and with minimum quantities.

The "ODE" reserves the right to carry out technical and aesthetic modifications without prior notification.

MATERIALS:

Body	Brass - UNI EN 12165 CW617N
Armature tube	Stainless steel AISI series 300
Fixed core	Stainless steel AISI series 400
Plunger	Stainless steel AISI series 400
Phase displacement ring	Copper - Cu 99,9%
Spring	Stainless steel AISI series 300
Seal	V=FKM
Orifice: Insert slot	Stainless steel AISI series 300

On request:

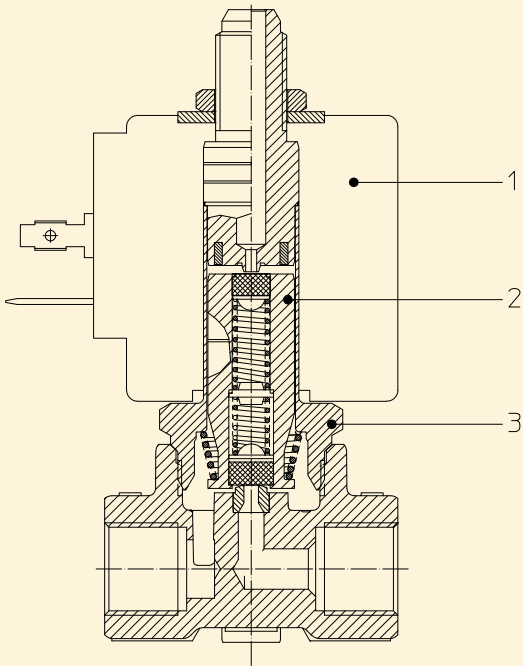
Connector	Pg 9 or Pg 11
Connector conformity	ISO 4400

SPARE PARTS:

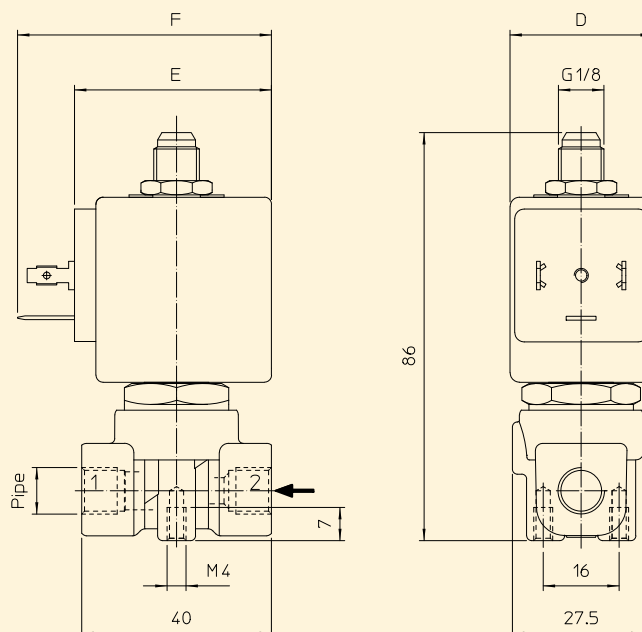
Electrical conformity	IEC 335
Protection degree	IP 65 EN 60529 (DIN 40050) with coil fitted by connector.

SPARE PARTS:

- 1. Coil:**
See coils list
- 2. Complete plunger:**
Code R450689/V
- 3. Complete armature tube:**
Code R450664



DIMENSIONS:



COIL TYPE	POWER ABSORPTION			DIMENSIONS		
	W ---	Hold VA ~	Inrush VA ~	D mm	E mm	F mm
B	8	14,5	25	30	42	54